

TEKNİK ÇİZİM KATALOĐU






















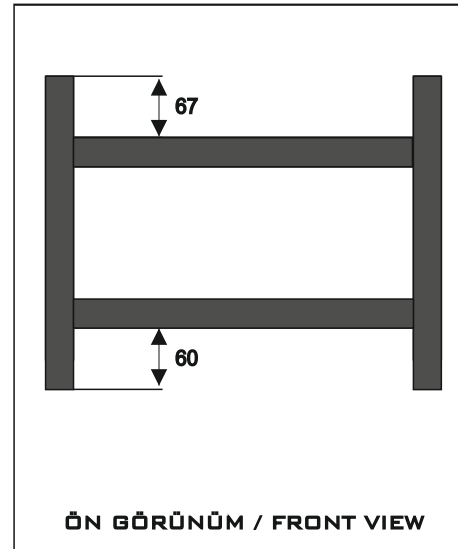
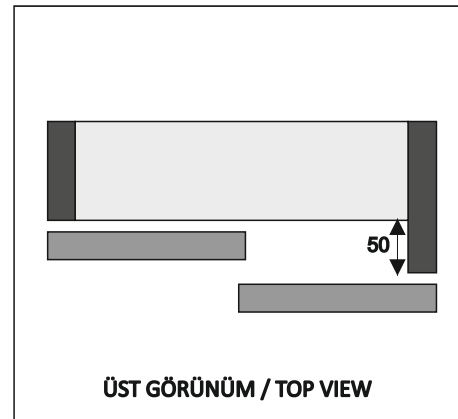
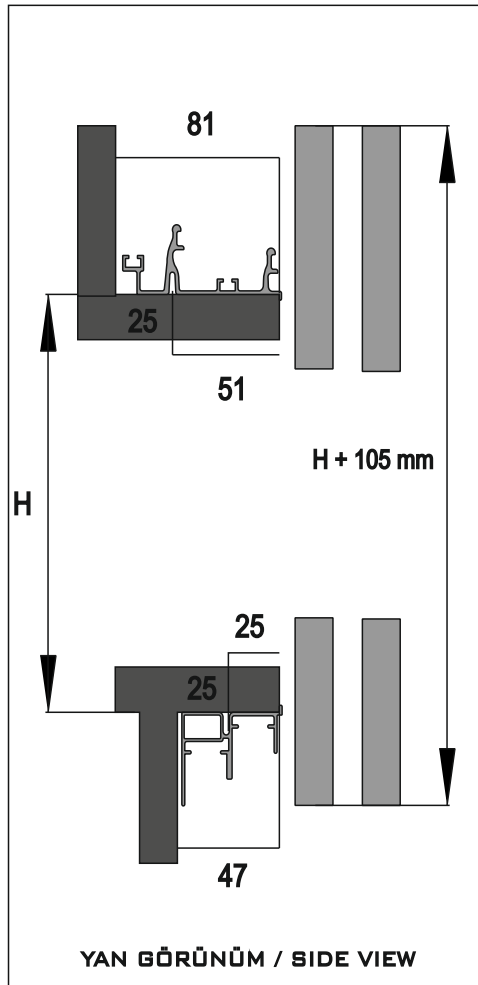
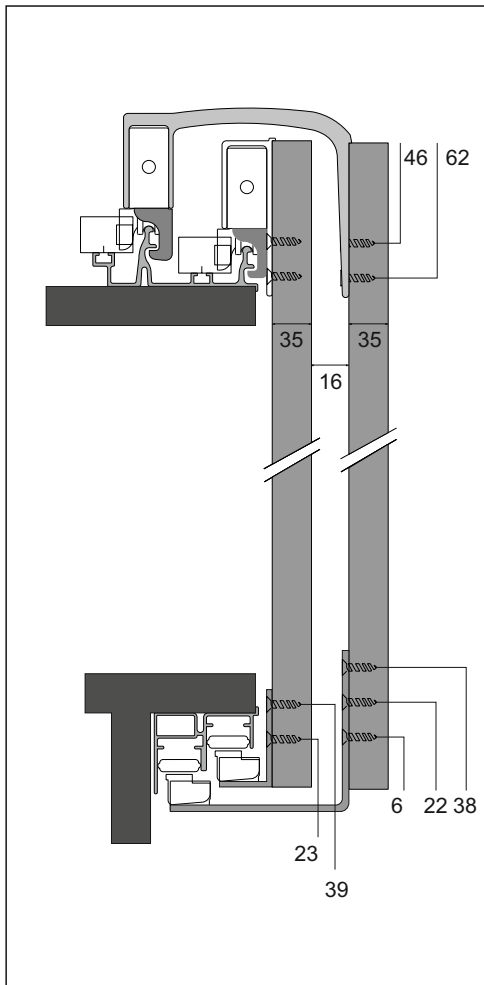
SYSTEM KARASU

Profesyonel Çözüm Ortađınız

SKS 3100

SKS 3100 TEKNİK DÖKÜMAN/SKS 3100 TECHNICAL DOCUMENT

DIŞ MEKANİZMA TIRNAKLI/EXTERNAL MECHANISM		İÇ MEKANİZMA TIRNAKLI/INTERNAL MECHANISM		BİLGİ/INFORMATION	
				<p>-Ağır sistem ayarlı gardrop mekanizmalarıdır. -Kapakların istem dışı raylardan çıkmasını önleyen kilit sistemi mevcuttur. -Tüm kapaklar için çift taraflı yavaşlatıcı fren sistemi bulunmaktadır.</p> <p><i>-They are heavy system adjusted wardrobe mechanisms. -There is a lock system that prevents the doors from unintentionally from the rails. -There is a double-sided retarder braking system for all doors.</i></p>	
SYS 3010 R	SYS 3010 L	SYS 3020 R	SYS 3020 L		
DIŞ MEKANİZMA / EXTERNAL MECHANISM		İÇ MEKANİZMA / INTERNAL MECHANISM			
					
SYS 3010 R	SYS 3010 L	SYS 3021 R	SYS 3021 L		
DIŞ KAPAK KILAVUZ/ EXTERNAL COVER GUIDE		İÇ KAPAK KILAVUZ / INNER COVER GUIDE		ALT&ÜST RAYLAR - LOWER TOP RAILS	
	SYS 3032		SYS 3040		
				UST RAY-E0120	ALT RAY -E0130
DIŞ KAPAK SET / EXTERNAL COVER SET		İÇ KAPAK SET / INNER COVER SET		STOP VE YAVAŞLATICILAR / SOFT CLOSERS	
					STP 01  YM 065
					STP 04  YMPE 010
					STP 03






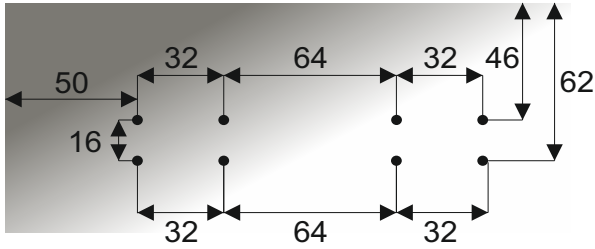
Diş kapak üst makara ve iç kapak üst makaranın düz stop ve yavaşlatıcı stoplar için kapağa montaj şeması.

Door mounting scheme of the outer door upper roller and inner door upper roller for straight stop and retarder stop.

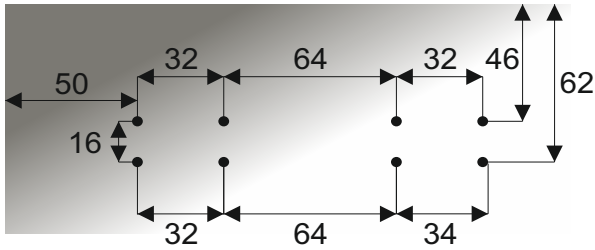
SYS 3000



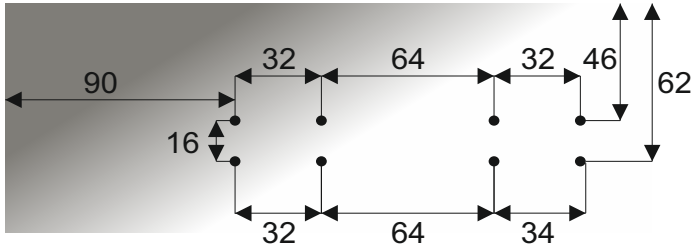
SYS 3020



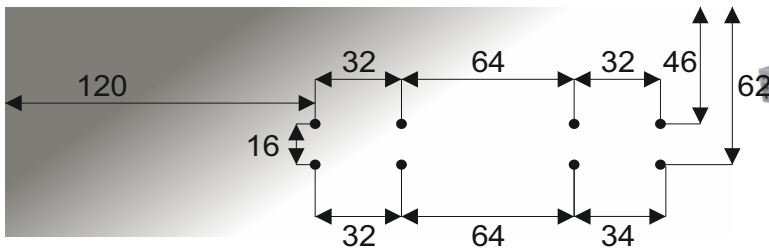
YM 065



STP 01



STP 04



STP 03



Dış kapak alt ve iç kapak alt kılavuzun düz ve yavaşlatıcı alt stoplar için kapağa montaj şeması.

Door mounting scheme of the outer door and inner door lower guide for flat and retarded bottom stops.

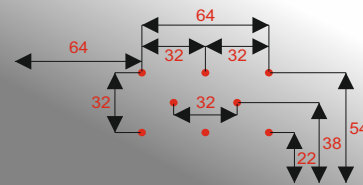
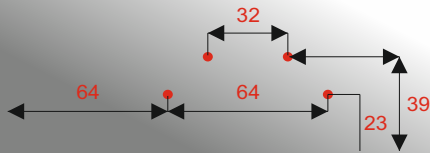
SYS 3040




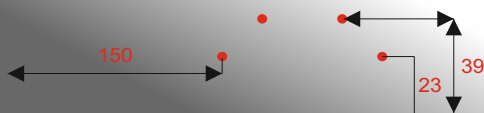
SYS 3030



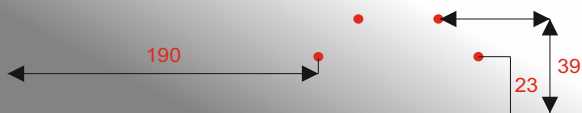
YMPE 010



STP 05



STP 06



STP 07

