

TEKNİK ÇİZİM KATALOĐU












SYSTEM KARASU

Profesyonel Çözüm Ortađımız

SKS 3080

SKS 3080 TEKNİK DÖKÜMAN/SKS 3080 TECHNICAL DOCUMENT

DIŞ MEKANİZMA / EXTERNAL MECHANISM	İÇ MEKANİZMA / INTERNAL MECHANISM	BİLGİ/INFORMATION
 <p>SYS 3800</p>	 <p>SYS 3110</p>	<p>- Alttan üstten sabit stoplama seçeneği vardır.</p> <p>- 73 mm ara açıklığı ile 18 mm ve 26 mm kapaklar için ekstra ayar mesafeli olarak tasarlanmıştır.</p> <p>- There is a fixed stop option from bottom to top.</p> <p>- It is designed as an extra adjustment distance for 18 mm and 26 mm doors with 73 mm spacing.</p>
DIŞ KAPAK KILAVUZ / EXTERNAL COVER GUIDE	İÇ KAPAK KILAVUZ / INNER COVER GUIDE	ALT&ÜST RAYLAR - LOWER TOP RAILS
 <p>SYS 2040</p>	 <p>SYS 2050</p>	 <p>ALTUST RAY - E0050</p>  <p>ÜST RAY - E0150</p>
DIŞ KAPAK SET / EXTERNAL COVER SET	İÇ KAPAK SET / INNER COVER SET	STOP VE YAVAŞLATICILAR / SOFT CLOSERS
		 <p>YMPE 008 L YMPE 008 R</p> <p>YMPE 010</p>

