

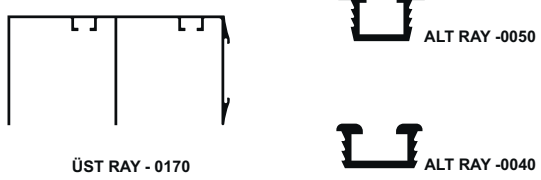


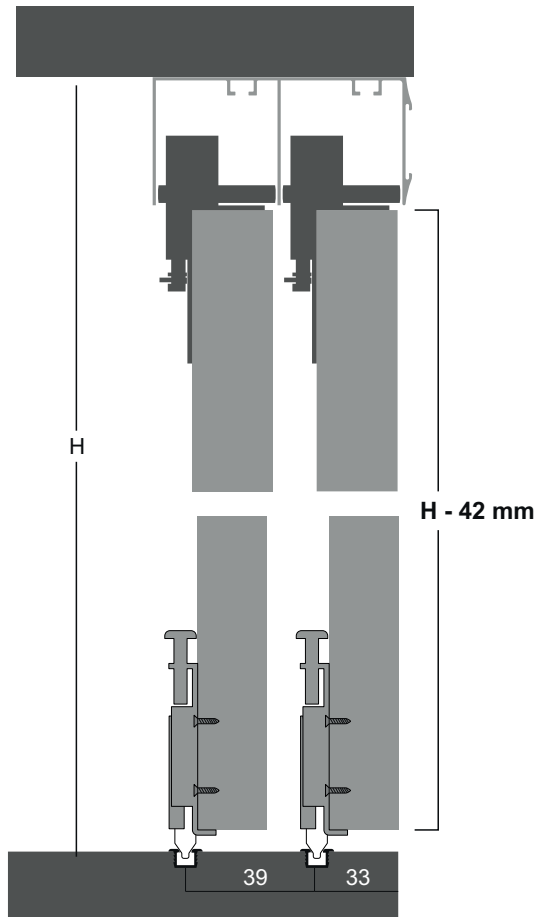


**SKS 1500 TEKNİK DÖKÜMAN/SKS 1500 TECHNICAL DOCUMENT**

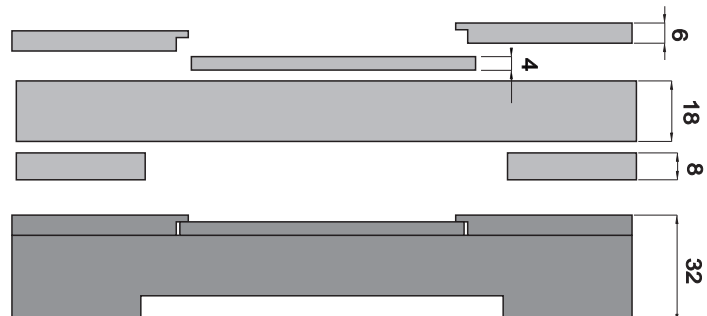
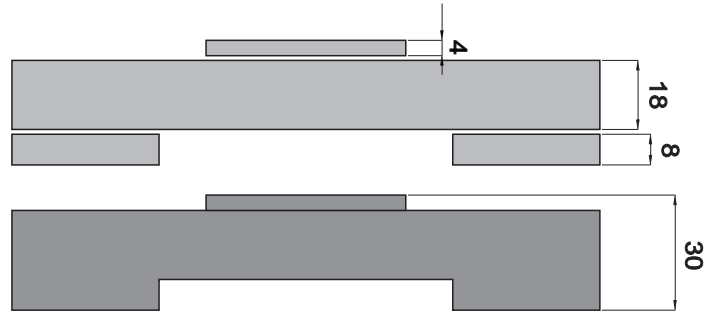
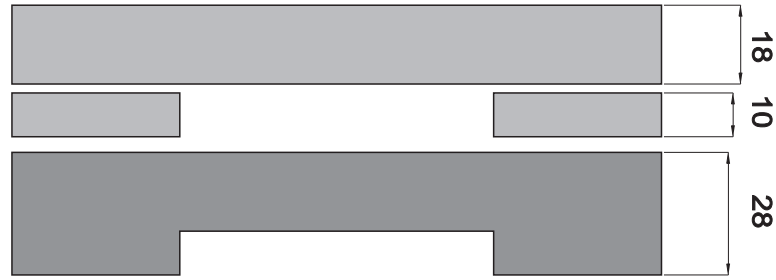
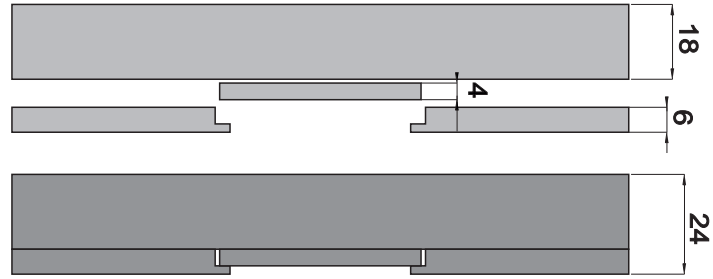
ALT MAKARA/ LOWER ROLLER	BİLGİ/INFORMATION
 <p><b>SYS 1051 L      SYS 1051 R</b></p>	<p>-Montaj kolaylığı sağlayan kilit sistemli taşıyıcı makara bulunmaktadır.</p> <p>- Her kapak için taşıma kapasitesi 120 kg'dır.</p> <p>- SYS-0061 üst kılavuzu ile birlikte kullanılabilir.</p> <p>- There is a locking system carrier roller that provides ease of assembly.</p> <p>-The carrying capacity for each door is 120 kg.</p> <p>- Can be used with SYS-0061 top guide.</p>
ÜST KILAVUZ/TOP GUIDE	ALT&ÜST RAYLAR - LOWER TOP RAILS
 <p><b>SYS 0061 L      SYS 0061 R</b></p>	 <p><b>ÜST RAY - 0170</b></p> <p><b>ALT RAY - 0050</b></p> <p><b>ALT RAY - 0040</b></p>
1 KAPAK SET / 1 COVER SET	STOP VE YAVAŞLATICILAR / SOFT CLOSERS
	 <p><b>PE 096-1</b></p> <p><b>YM 065 R - L</b></p>





DOOR THICKNESS DIMENSIONS THAT CAN BE CREATED IN SYSTEMS USING SYS 0060-SYS 0061 GUIDES.

**SYS 0060-SYS 0061** KILAVUZLARIN KULLANILDIĞI SİSTEMLERDE OLUŞTURULABİLİNECEK KAPAK KALINLIK ÖLÇÜLERİ





# TEKNİK ÇİZİM KATALOĞU



## SYSTEM KARASU

*Profesyonel Çözüm Ortağınız*

SKS 1500