

TEKNİK ÇİZİM KATALOĐU














SYSTEM KARASU

Profesyonel Çözüm Ortađınız

SKS 3070

SKS 3070 TEKNİK DÖKÜMAN/SKS 3070 TECHNICAL DOCUMENT

DIŞ MEKANİZMA / EXTERNAL MECHANISM	İÇ MEKANİZMA / INTERNAL MECHANISM	BİLGİ/INFORMATION	
 <p>SYS 3700</p>	 <p>SYS 3110</p>	<p>- Alttan üstten sabit stoplama seçeneği vardır. - 71 mm ara açıklığı ile 35 mm ve 40 mm kapaklar için özel büküm olarak tasarlanmıştır.</p> <p>- There is a fixed stop option from bottom to top. - It is designed as a special bend for 35 mm and 40 mm doors with 71 mm spacing.</p>	
DIŞ KAPAK KILAVUZ / EXTERNAL COVER GUIDE	İÇ KAPAK KILAVUZ / INNER COVER GUIDE	ALT&ÜST RAYLAR - LOWER TOP RAILS	
 <p>SYS 3701</p>	 <p>SYS 3111</p>	 <p>ALT RAY - E0110</p>	 <p>ÜST RAY - E0150</p>
DIŞ KAPAK SET / EXTERNAL COVER SET	İÇ KAPAK SET / INNER COVER SET	STOP VE YAVAŞLATICILAR / SOFT CLOSERS	
		 <p>YMPE 008 L</p>	 <p>YMPE 008 R</p>
		 <p>YMPE 010</p>	

