

TEKNİK ÇİZİM KATALOĐU














SYSTEM KARASU

Profesyonel Çözüm Ortađınız

SKS 3020

SKS 3020 TEKNİK DÖKÜMAN/SKS 3020 TECHNICAL DOCUMENT

DIŞ MEKANİZMA / EXTERNAL MECHANISM	İÇ MEKANİZMA / INTERNAL MECHANISM	BİLGİ/INFORMATION
 <p>SYS 3200</p>	 <p>SYS 3110</p>	<ul style="list-style-type: none"> - Alttan üsten sabit stoplama seçeneği vardır. - 55 mm ara açıklığı ile 18 mm ve 25 mm kapaklar için özel büküm olarak tasarlanmıştır. - There is a fixed stop option from bottom to top. - It is designed as a special bend for 18 mm and 25 mm doors with 55 mm spacing.
DIŞ KAPAK KILAVUZ / EXTERNAL COVER GUIDE	İÇ KAPAK KILAVUZ / INNER COVER GUIDE	ALT&ÜST RAYLAR - LOWER TOP RAILS
 <p>SYS 3201</p>	 <p>SYS 3111</p>	 <p>ALT RAY - E0110</p>  <p>ÜST RAY - E0150</p>
DIŞ KAPAK SET / EXTERNAL COVER SET	İÇ KAPAK SET / INNER COVER SET	STOP VE YAVAŞLATICILAR / SOFT CLOSERS
		 <p>YMPE 008 L</p>  <p>YMPE 008 R</p>  <p>YMPE 010</p>

